





















-  Site Boundary
-  Broadleaved Semi-natural Woodland
-  Broad-leaved Plantation Woodland
-  Arable
-  Improved Grassland
-  Amenity Grassland
-  Poor Semi-improved Grassland
-  Semi-improved Neutral Grassland
-  Dense Continuous Scrub
-  Scattered Scrub
-  Standing Water
-  Bare Ground
-  Hardstanding
-  Buildings
-  Scattered Trees/Parkland (Broad-leaved)
-  Scattered Trees/Parkland (Coniferous)
-  Hedgerow
-  Stream
-  Dry Ditch
-  Fence

client
db symmetry Ltd

project title
HINKLEY NATIONAL
RAIL FREIGHT INTERCHANGE

drawing title
Figure 2: Phase 1 Habitat Plan

date	03 OCTOBER 2018	drawn by	JTF
drawing number	edp3267_d055a	checked	WC
scale	Refer to scale bar	QA	WG



info@edp-uk.co.uk www.edp-uk.co.uk
 Cirencester 01285 740427 Cardiff 02921 671900 Shrewsbury 01939 211190